

'83 FORD F-SERIES PICKUP



AMERICA'S
TRUCK

Built
Ford
Tough

NEW DIESEL POWER

New Ford diesel power!
Available F-250 HD & F-350





'83 FORD — AMERICA'S TRUCK

New diesel* performance with economy. Now advanced-technology Ford Trucks offer the newest, most modern heavy-duty diesel for big pickups — the new 6.9L true-truck V-8 diesel. Here's a great combination of hi-cube performance with traditional diesel fuel economy. RV trailer towing capacities go up to 15,700 lb. GCWR — 2,200 pounds more than competition in '82.

* Available F-250 HD and F-350.

New Crew Cab models offer big 6-passenger seating to take the whole work crew, or family and friends on recreation fun trips. Of course, they're Built Ford Tough and have proven Twin-I-Beam front suspension — like all Ford Pickups.

Fuel-saving economy. In addition to the big new diesel models, Ford offers an '83 F-100 FS (fuel saver) economy pickup with excellent fuel economy.** And this Fuel Saver includes an advanced-technology shift indicator light system that tells you the best, most economical time to up-shift.

Fan clutch saves horsepower and fuel. Ford's viscous type fan clutch — standard across the line — engages the fan only as actually needed. Fan does not

run constantly thereby robbing engine horsepower and wasting fuel.

Big payloads. These pickups are built for big payloads up to 4,625 lb. — 5,630 lb. with dual rears. And up to 18,500 lb. GCWR's for pulling really big trailers.

Ford offers a full line of trucks to meet almost any personal or business need. Choose from sleek Stylesides with single or dual rear wheels, Flareside pickups with convenient side steps for easy side loading, SuperCabs — the only 2-door pickup with room for a family of six; or without the optional rear seat there's added inside storage space — and new 4-door Crew Cab.

Advanced-technology lockup automatic. Ford's SelectShift automatic transmission with locking torque converter provides a mechanical lockup between the engine and transmission. This results in an operating efficiency that's considerably better than automatics without the lockup feature. Available in F-100 with 3.8L V-6.

Advanced-technology Electronic Engine Control. Ford's electronic control monitors and regulates the fuel-air mixture to optimize fuel economy and performance. The EEC system is incorporated in the 5.8L V-8 engine option for F-150 and F-250 trucks (49 states) and 5.0L V-8 in California.


Automatic Overdrive. Also high on the list of advanced-technology features is automatic overdrive. Now available with 4.9L I-6 (F-100/150) as well as 5.0L V-8.

Long range between gas stops. Ford Pickup gas mileage ratings** and up to 38-gal. total fuel tank capacity with auxiliary provide a very long estimated range.

Hardworking 6-cylinder engine. In addition to outstanding fuel economy, the Ford 4.9L I-6 is the industry's 6-cylinder sales leader† in full-size pickups, and provides the most torque of any 6-cylinder pickup engine.

** Gas Mileage

1983 EPA mileage estimates were not available at the time this catalog was approved for printing. However, Pickups are expected to post good mileage ratings as they did last year. As soon as EPA figures are released, your Ford Dealer will be among the first to receive this information



All-new 6.9L true-truck diesel.

and will be happy to pass it along to you.
† Based on R.L. Polk & Co. registrations through April, 1982.



'83 FORD XLT: TOP OF THE LINE

Ford's finest full-size pickup, the XLT has that distinguished, top-of-the-line look — inside and out.

Outside: the sleek exterior lines are accentuated by a full-length lower body-side molding, with protective black vinyl insert and distinctive brushed aluminum tailgate applique.

Inside you'll find outstanding comfort and convenience. There's luxurious wall-to-wall cut-pile carpeting, deluxe steering wheel with woodtone insert, woodtone applique on door trim panels, plus a full-length storage bin on lower door panels, and much more as shown in the trim chart on page 20.



'83 FORD XL: LOOKS PLUS LUXURY

For all its toughness, Ford XL moves you down the road in comfort and style. Exterior touches include bright upper bodyside and tailgate moldings on single rear wheel Stylesides/bodyside surround tape stripe and tailgate tape letters on Flareside and dual rear wheel pickups, bright hub caps (except on dual rear wheels) and bright rear window molding.

Interior appointments include a broad range of rich refinements from an attractive color-keyed headliner, cloth and vinyl seat trim, passenger as well as driver's door courtesy light switches, bright door trim surround molding, cigarette lighter, woodtone instrument panel appliques, day/night mirror, color-keyed floor mat, and more as shown on page 20.





'83 FORD: STANDARD OF VALUE

A handsome package of great features . . . that's this value-packed Ford with a high level of standard equipment.

Outside, just look at all these standard features: Chrome front bumper • Light argent grille with bright surround • Bright windshield molding • Argent hub caps (except with dual rear wheels) • Bright door-mounted fixed mirrors • Rectangular halogen headlights • Wraparound taillights* • Easily removable tailgate* • Rope tie holes in corner stake pockets.*

Inside, Ford's roomy interior **standard features** include: AM radio • Attractive all-

vinyl seat trim • Full-foam seat over springs • Folding seat back access to behind seat storage area • Pivoting vent windows • Glove box • LH door courtesy light switch and dome lamp • Temperature gauge • Color-keyed windshield pillar, header, cowl side trim panels. • Cloth headliner with SuperCab and Crew Cab • Color-keyed door trim panels with foam-padded armrests • Coat hook • Floor insulation and carpet-texture rubber mat • Rearview mirror • Inside hood release. And more, see page 20.

* Styleside pickups.



'83 FORD XLS: THE SPORTY ONE

For fun and flair it's the Ford XLS. Outside you get all these eye-catching features: Distinctive two-color "XLS" tape stripe • Argent styled steel wheels with black hubs • Black front and rear bumpers • Blackout treatment on grille and headlamp doors • Black door handles, windshield molding, low-mount 9x6-in. western swingaway mirrors.

Interior features: Brushed aluminum tone instrument panel applique • Brushed aluminum steering wheel trim. And many, many additional features as listed on page 20. XLS available on F-100 and F-150 Regular Cab Styleside and Flareside Pickups.





'83 FORD SUPERCAB

Ford has features the others can't match. It's the only 2-door pickup big enough for an optional full-width bench seat in back. Roomy enough for a family of six. Or there is a full 37.4 cu. ft. of interior loadspace without the rear seat for carrying cargo, camping gear or luggage.

Seating arrangements include: front bench seat or optional Captain's Chairs, also available with center console. Rear seating options are a bench seat that folds down flat with steel back to form a load floor. Or two center facing jump seats that fold up out of the way when not in use.

Ford SuperCab pickups are available in your choice of trim levels — Standard, XL or XLT.



NEW '83 FORD CREW CAB

The ultimate in Ford Pickup cab room, comfort and convenience . . . the new Crew Cab seats six big adults with ease. There are two full-width, full-foam bench seats. Four large doors provide fast, convenient entry and exit. And all door windows roll down for ventilation.

Power steering is standard on Crew Cabs for maneuvering ease. Full range of job-tailoring options are available.

New Ford 6-passenger Crew Cab models have an 8-ft. Styleside pickup box, and are available in Standard and XL trim levels.




'83 FORD FULL-SIZE INTERIOR ROOM AND COMFORT

The spacious Ford cab has a full-width seat with 64.2 inches of shoulder room for 3-passenger seating comfort. Full 64.8 in. for rear seat on Crew Cab. There's big head and leg room, too.

The standard front seat has a full-foam pad over springs for soft, resilient seating comfort. Full 5½ inches of seat travel.

The well-engineered instrument panel has a "wraparound" design that visibly clusters instruments for fast read-out and places controls for convenient access. Brow-mounted warning lamps, above the instruments, allow easy monitoring. Notice the convenient storage bin (not included with 6.9L V-8 diesel) near driver for small items. And there are coin slots and cup depressions on inside of glove box door. The XLT instrument panel is shown at right.

- A. Ford's tilt steering wheel allows extra easy entry, and the wheel angle can be adjusted to your most comfortable driving position. Additional options are shown on pages 18 and 19.
- B. Handsome, easy-to-clean vinyl bench seat trim (shown) is standard. "Breathable" knitted vinyl seat trim is optional with all trim levels.
- C. Even Regular Cab models have a tilting seat back for convenient access to the behind-seat storage area.
- D. Reclining Captain's Chairs are optional on Ford SuperCabs, along with a sporty center console containing a large compartment with flip-open top and locking latch. Convenient cup holders.





'83 FORD ALL-NEW TRUE-TRUCK DIESEL POWER

The all-new, true-truck heavy-duty 6.9L V-8* diesel develops the most horsepower and torque of any diesel available in pickups today! Its highly efficient design is reflected in a low weight-to-horsepower ratio of only 4.96 pounds per horsepower.


This clean, compact 6.9L diesel has a 90° vee configuration and modern design. Indirect injection with "swirl chamber" combustion allows optimum power with low emissions. And its clean design with few external hang-ons translates into ease of service. For example, the injector pump and lines are on top for easy access.

The 6.9L heavy-duty diesel has the most power in its class — 26 horsepower more than its closest competitor. You get a great combination of hi-cube performance with traditional diesel fuel economy. RV trailer towing capacities go up to 15,700 lb. GCWR — 2,200 pounds more than competition in '82 — with comparable fuel economy. And this powerful engine is teamed with a new 4-speed manual transmission — synchronized in all forward gears for easier shifting. Ford's SelectShift automatic transmission will also be available February, 1983.

In Ford fuel economy tests the 6.9L diesel showed 53% better fuel economy than our best-selling heavy-duty gas engine. See your Ford Dealer for facts on how soon this diesel can pay off in your operation.

The following equipment is included with the 6.9L diesel: In-line fuel heater, 11½-in. clutch, 60 amp. alternator, dual 83 amp-hr. batteries, single element 1000-watt engine block heater, high output heater, reduced exterior sound package, Deluxe Insulation Package, woodtone instrument panel applique, and warning light cluster.

*Available in F-250 HD and F-350 Series.




All-new 6.9L diesel.

Specifications:

Engine type	4-cycle diesel
Displacement	6.9L (420 cu. in.)
Compression ratio	19.7 to 1
Net horsepower @ rpm	161 @ 3,300
Net torque @ rpm	307 lb.-ft. @ 1,800

- Positive valve rotators
- Glow plug in each cylinder for easy cold weather starts
- Roller cam followers
- Oil-cooled pistons with oil directed to hottest area
- Ni-Resist top piston ring insert
- Full pressure lubrication
- Integral engine-mounted lube oil cooler
- Viscous fan drive (torque limited)
- Spin-on throwaway-type, full-flow lube oil filter
- Positive crankcase ventilation
- Forged steel crankshaft with induction-hardened journals and fillets
- NO points, plugs, coil, condenser or carburetor to adjust or replace.



Highest performance Ford V-8

Big 7.5L provides hi-cube responsive power for maximum rated loads. Great performer towing big trailers and heavy-duty commercial applications. Now available in F-250 HD and F-350 Series.

TRAILERING/CAMPING

Biggest RV trailer towing capacity in the industry!

Ford Pickup GCWR's now go up to 15,700 lb. with big, new 6.9L true-truck diesel pulling power. And the hi-cube 7.5L gas V-8 is also offered for GCWR's to 18,500 lb.

Trailers have long been popular recreation vehicles. They are easy to set up at your campsite, and then the towing pickup is available for personal transportation.

Carefree camping fun with no reservations begins with transportation to the campsite. Tough Ford Pickups offer a complete Trailer

Towing/Camper Package with all of the basics for today's RV uses.

Trailer Towing/Camper Package

- ☐ Handling Package
 - Front/Rear Stabilizer Bar
 - Heavy-Duty Front Springs
 - Heavy-Duty Front and Rear Shock Absorbers
- ☐ Alternator, 60 amp. (Std. w/6.9L Diesel)
- ☐ Battery, 63 amp-hr. Heavy-Duty Maintenance-Free (Except w/6.9L Diesel)
- ☐ Ammeter and Oil Pressure Gauges
- ☐ Bright Swing-Out Recreation Mirrors
- ☐ Auxiliary Transmission Oil Cooler (Automatic Only — included with F-250 HD/F-350 with V-8)
- ☐ Trailer Towing Wiring Harness
- ☐ Heavy-Duty Flasher
- ☐ Extra Engine Cooling (except with 6.9L diesel and 7.5L V-8)

Engine Oil Cooler with 7.5L V-8

See the '83 Ford Recreation Vehicle brochure and your Ford Dealer for complete Trailer Towing/Camper information. And for required or recommended equipment (engines, transmissions, axle ratios, etc.) to meet your specific requirements.



FORD CHASSIS-CABS

Tough, versatile Chassis-Cabs accommodate the specialized custom body you may need to make your job easier and more efficient. GVWR's range up to 11,000 lb. for big payloads.



Chassis-Cab features.

Twin-I-Beam front suspension is standard for toughness and ride qualities. Ford F-250 Heavy Duties and F-350's with Warner T-18 4-speed manual transmission can easily accommodate a single-gear PTO package. The new T-19 4-speed manual has both left and right side access and is included with 6.9L diesel and 7.5L V-8. New 20-gal. right-hand (outside frame) midship-mounted fuel tank is now optional on dual rear wheel models. Chassis-Cabs are available for up to 12-ft. bodies. Ask for a Ford Chassis-Cab brochure for complete details.

AMERICA'S TRUCK, BUILT FORD TOUGH!

Thrifty power for the '80s — gas or diesel!

Advanced 3.8L V-6. A high-technology V-6 with excellent horsepower per liter characteristics plus new refinements for '83. Standard F-100 except in California and High Altitude Areas.

4.9L I-6 is the most popular straight Six.* It's the biggest in the industry, and combines high-torque performance with efficiency.** Standard in F-100 Fuel Saver Pickup, F-150 through F-250, and F-350 Crew Cab.

* Based on R.L. Polk & Co. full-size pickup registrations through April, 1982.

5.0L V-8. This popular workhorse is optional in F-100 through F-250 Series. And for '83, further refinements have been incorporated for improved performance.

5.8L V-8 with electronic control. Ford's electronic engine control monitors and regulates fuel-air mixture for optimum performance and economy under all operating conditions on models under 8,500 lb. GVWR. Standard on F-350 Regular Cab pickup, optional F-150 and F-250. (5.8L V-8 N.A. in California. Except in F-150, see your Ford Dealer to determine availability.)

7.5L V-8. Big V-8 power and pickup for maximum trucking ease. Ideal for big campers, trailer towing, and hefty commercial uses. Available in F-250 HD and F-350.

6.9L V-8 diesel. Newest, most powerful true-truck heavy-duty diesel available in pickups today. Top performance with diesel economy. Optional F-250 HD and F-350.

New shift light.

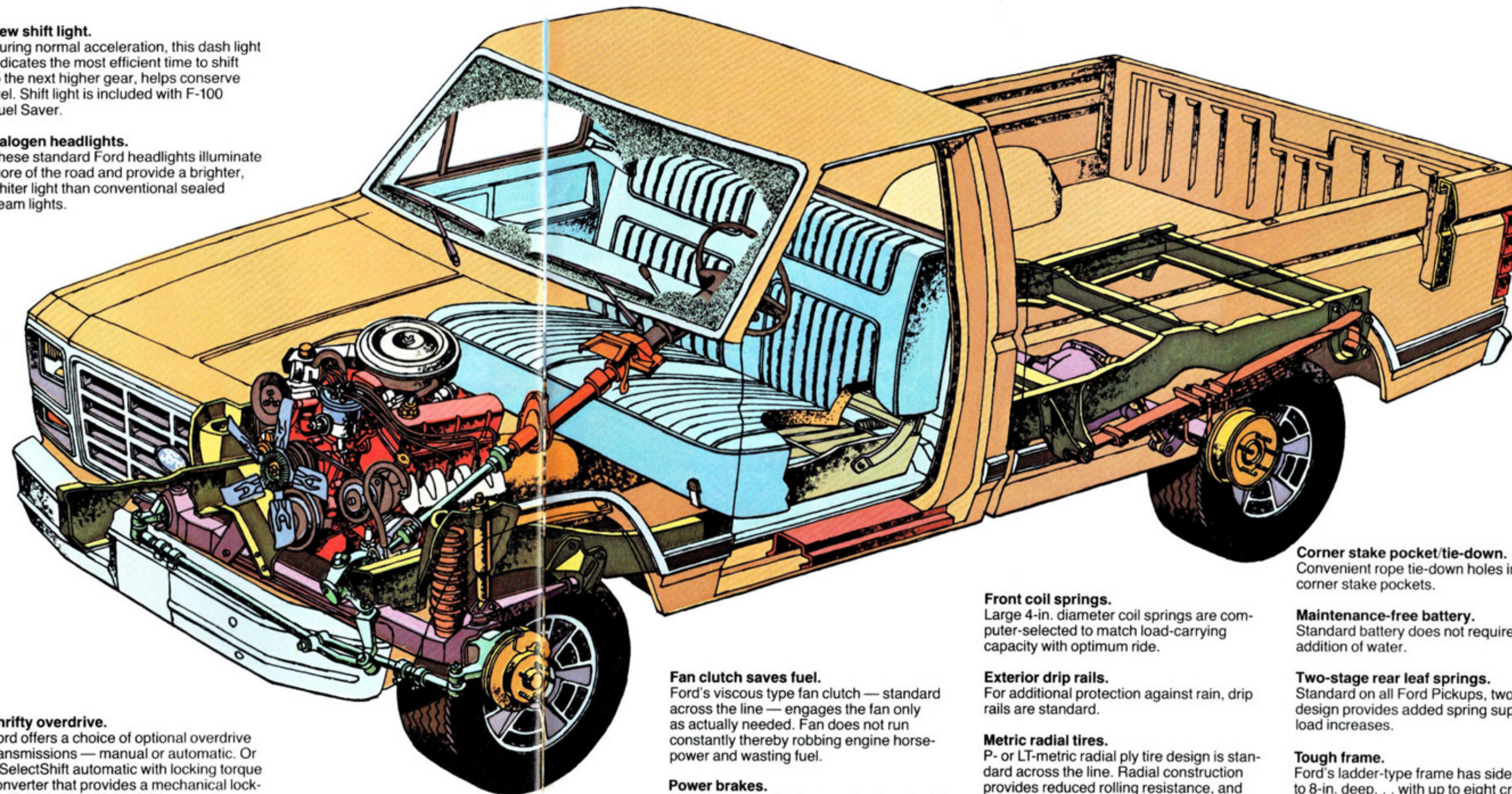
During normal acceleration, this dash light indicates the most efficient time to shift to the next higher gear, helps conserve fuel. Shift light is included with F-100 Fuel Saver.

Halogen headlights.

These standard Ford headlights illuminate more of the road and provide a brighter, whiter light than conventional sealed beam lights.

Thrifty overdrive.

Ford offers a choice of optional overdrive transmissions — manual or automatic. Or a SelectShift automatic with locking torque converter that provides a mechanical lock-up (F-100 with 3.8L V-6). Three- or four-speed manuals are also offered.



Front coil springs.

Large 4-in. diameter coil springs are computer-selected to match load-carrying capacity with optimum ride.

Exterior drip rails.

For additional protection against rain, drip rails are standard.

Metric radial tires.

P- or LT-metric radial ply tire design is standard across the line. Radial construction provides reduced rolling resistance, and contributes to long-tread life and overall fuel economy.

Corner stake pocket/tie-down.

Convenient rope tie-down holes in all corner stake pockets.

Maintenance-free battery.

Standard battery does not require the addition of water.

Two-stage rear leaf springs.

Standard on all Ford Pickups, two-stage design provides added spring support as load increases.

Tough frame.

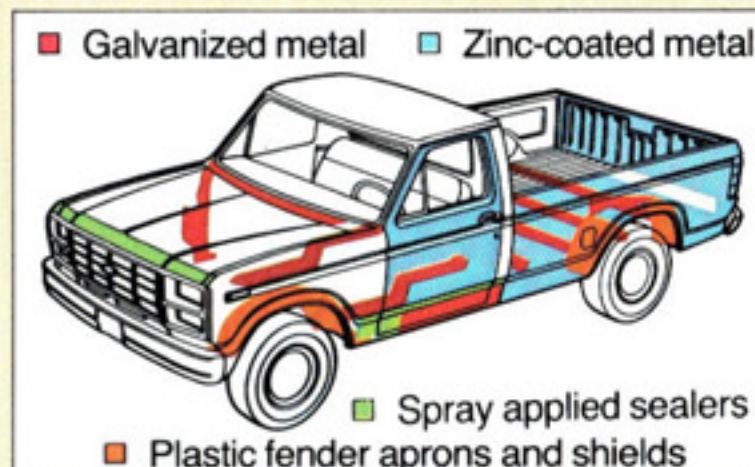
Ford's ladder-type frame has siderails up to 8-in. deep... with up to eight cross-members. A solid foundation for top-rated payloads.

Fan clutch saves fuel.

Ford's viscous type fan clutch — standard across the line — engages the fan only as actually needed. Fan does not run constantly thereby robbing engine horsepower and wasting fuel.


Power brakes.

Power front disc brakes are standard on all Ford F-Series Pickups.




ANTI-CORROSION:

Ford's extensive anti-corrosion protection includes: front fender aprons and rear fender splash shields, extensive use of galvanized and precoated steel, zinc-rich primer, vinyl and aluminized wax sealers.



Adjustable Twin-I-Beam. Tough Twin-I-Beam front suspension features two separate steel I-beams so wheels can step over bumps independently. F-100 and F-150 Twin-I-Beam includes lubed-for-life ball joints and adjustable camber.




Double wall.

Tough Styleside welded double-wall box construction with rounded inside contours for easy cleaning.



Removable tailgate.

The Ford Styleside Pickup's tailgate is easily removable so big campers can slide right in.





Aerodynamic design.

From the slope of the hood to the design of the roof, smooth contours minimize air drag at highway speeds. Result: Efficient use of power, good fuel economy.

**Gas Mileage.

1983 EPA mileage estimates were not available at the time this catalog was approved for printing. However, Pickups are expected to post good mileage ratings as they did last year. As soon as EPA figures are released, your Ford Dealer will be among the first to have this information and will be happy to pass it along to you.



OPTIONS

There is a wide selection of factory options that can multiply the usefulness and enjoyment of your pickup many times over. Ford-engineered, factory-installed and Ford-warranted... these options can also add to the trade-in value. Check off the options that will help you "create" a Ford Pickup just right for your work or personal needs.

Appearance

- ☐ Chrome grille (N.A. with XLS)
- ☐ Tricolored tape stripe (for Regular Cab SRW Stylesides)
- ☐ Accent tape stripe (for SRW Stylesides)
- ☐ Lower bodyside molding with black vinyl insert for SRW Stylesides with standard or XL trim)
- ☐ Wheelip moldings, bright (for SRW Stylesides with Standard or XL trim)

Entertainment Systems

- ☐ AM/FM monaural (single speaker)
- ☐ AM/FM stereo*
- ☐ AM/FM stereo* with cassette tape player
- ☐ Radio credit option (deletes standard AM radio for credit)

*Speakers mounted in door panels.

Comfort/Convenience

- (A) ☐ Air conditioning
- ☐ High Output Heater
- ☐ Cigarette lighter
- ☐ Convenience Group includes: Interval wipers, 12-in. day/night mirror with Standard trim, RH visor vanity mirror, molded bin on lower doors, headlights-on warning buzzer, and courtesy light switch on RH door with Standard trim
- ☐ Deluxe Insulation Package includes: Color-keyed headliner and moldings (door upper, "B" pillar and rear window) plus aluminum door scuff plates with Standard Regular Cab. Also includes black fully-insulated floor mat with Standard trim and covered back panel
- ☐ Electronic Digital Clock. Includes date/time/elapsed time display with new stopwatch feature.
- (B) ☐ Fingertip Speed Control
- ☐ Light Group includes: movable under-

- hood worklight with 20-ft. retractable cord plus lights in glove box, ashtray, under instrument panel, dual beam dome/map light, cargo box light, headlights-on warning buzzer, and courtesy light switch or RH door with Standard
- ☐ Power door locks
- ☐ Power steering
- ☐ Power windows
- ☐ Sliding rear window (tinted)
- (C) ☐ Tilt steering wheel
- ☐ Tinted glass (complete)
- (D) ☐ Tool storage box located under the hood
- ☐ In-box spare tire carrier side-mounted inside Styleside box
- ☐ Center console (SuperCabs with Captain's Chairs)

Mirrors

- ☐ Electric remote control swingaway mirrors 7 $\frac{3}{8}$ in. x 5 $\frac{1}{8}$ in.
- (E) ☐ Western mirrors, bright low-mount swingaway 8 in. x 5 in.
- ☐ Recreational mirrors, bright swing-out 9 $\frac{1}{2}$ in. x 6 $\frac{3}{4}$ in.

Seats (SuperCabs) (See Page 10.)

Seat Trim

- ☐ Cloth and vinyl (for Standard trim or in place of cloth and vinyl seat trim included with Regular Cab XLT)
- ☐ Heavy-duty black vinyl (Regular Cab with Standard trim)
- ☐ Knitted vinyl

Performance

- ☐ Auxiliary fuel tank (see dual tanks in specification chart on page 20)
- ☐ 20-gal. outside of frame fuel tank (DRW Chassis-Cabs) in lieu of standard
- ☐ Auxiliary transmission oil cooler
- ☐ Handling Package includes: front and rear stabilizer bars, HD front and rear shock absorbers and HD front springs
- ☐ HD shock absorbers front and rear
- ☐ Gauges: oil pressure and ammeter
- ☐ Engine oil cooler for 7.5L (460) V-8
- (F) ☐ Automatic overdrive transmission
- ☐ SelectShift automatic transmission
- ☐ Other transmissions (see page 20)
- ☐ Stabilizer bars, front and rear
- ☐ Engine block heater: single 600 watt with Sixes and 5.0L (302) V-8, dual with larger gas V-8's

- ☐ Extra Engine Cooling Package
- ☐ Super Engine Cooling Package
- ☐ Trailer Towing/Camper Package, see page 14
- ☐ Limited-Slip/Traction-Lok rear axle

Protection

- ☐ HD air cleaner (extra capacity)
- ☐ Dual note horns
- ☐ Roof clearance lights (5)
- ☐ Exterior Protection Group includes: bright door edge guards, front bumper guards and front bumper rub strip
- ☐ Security Lock Group includes: locking gas cap(s), inside hood release and glove box. Also spare tire lock (with under-frame and in-box carrier)
- ☐ Sports Instrumentation includes: tachometer, ammeter, oil pressure gauge and trip odometer

Rear bumpers

- ☐ Argent step (for Stylesides)
- (G) ☐ Chrome step (for SRW Stylesides)
- ☐ Chrome channel (for Flaresides)
- ☐ Chrome contour (for SRW Stylesides)

Wheels and Wheel Covers

- (H) ☐ Cast aluminum wheels (5), or (4) with steel spare
- (I) ☐ White styled steel wheels (5), or (4) with steel spare
- (J) ☐ Sport wheel covers (4)
- (K) ☐ Deluxe argent styled steel wheels (5), or (4) with steel spare
- (L) ☐ Deluxe wheel covers (4)

Options Availability

1983 Ford Pickup options are not confined to these pages but are shown throughout the catalog. Options, whether or not they are identified, are offered at extra cost. Some options are included, required, or are not available, in combination with other options. Availability of some models and features described here and elsewhere may be subject to delay. Consult your Ford Dealer for the latest information.

SRW = single rear wheel
DRW = dual rear wheels

EXTENDED SERVICE PLAN

Also well worth considering . . .

Ford Motor Company's optional Extended Service Plan covers major components on new Ford cars and light trucks for longer than the vehicle's basic warranty. The cost is so moderate for the protection you get that it could pay for itself the first time you need it. Your Ford Dealer will be happy to detail the Plan for you. Available on all cars and most light trucks, it is honored by more than 6,500 Ford and Lincoln-Mercury dealers nationwide and in Canada.

Specifications, descriptions and illustrative material contained herein were as accurate as known at the time this publication was approved for printing. Ford Division reserves the right to discontinue models or options at any time or change specifications and materials, equipment or design without notice and without incurring obligation. All options and accessories illustrated or referred to as optional or available in this publication are at extra cost. Some options are required in combination with other options. For the price of the model with the equipment you desire or verification of specifications contained herein, see your Ford Dealer.

Ford Trim Content

- (1) N.A. Crew Cab.
- (2) Color-Keyed carpet with Crew Cab.
- (3) Woodtone with diesel.
- (4) Fixed front and folding rear on Crew Cab.
- (5) Deluxe Black on Crew Cab.
- (6) Black on Crew Cab. Color-Keyed others.
- (7) Color-Keyed.
- (8) Included with 6.9 diesel and Deluxe Insulation Package.

Colorful Ford Tu-Tone Choices for '83:


Regular Tu-Tone.* The accent color covers the roof and upper back panel. Dual-color tape stripe divides colors.

Deluxe Tu-Tone. Accent color on the center bodyside area and tailgate. Moldings or tapes are included as needed.

Combination Tu-Tone.* Regular and Deluxe Tu-Tones combined.

Victoria Tu-Tone.* Accent color applied to hood, upper fender, around door window, and the lower bodyside. Tape and moldings are included as needed.

* Regular Cab or SuperCab.



**Shown with accent tape stripe.



Color Selector

Printed colors are at best only representative of the true paints. Your Ford Dealer can show you actual samples of paint colors and also interior trim materials.

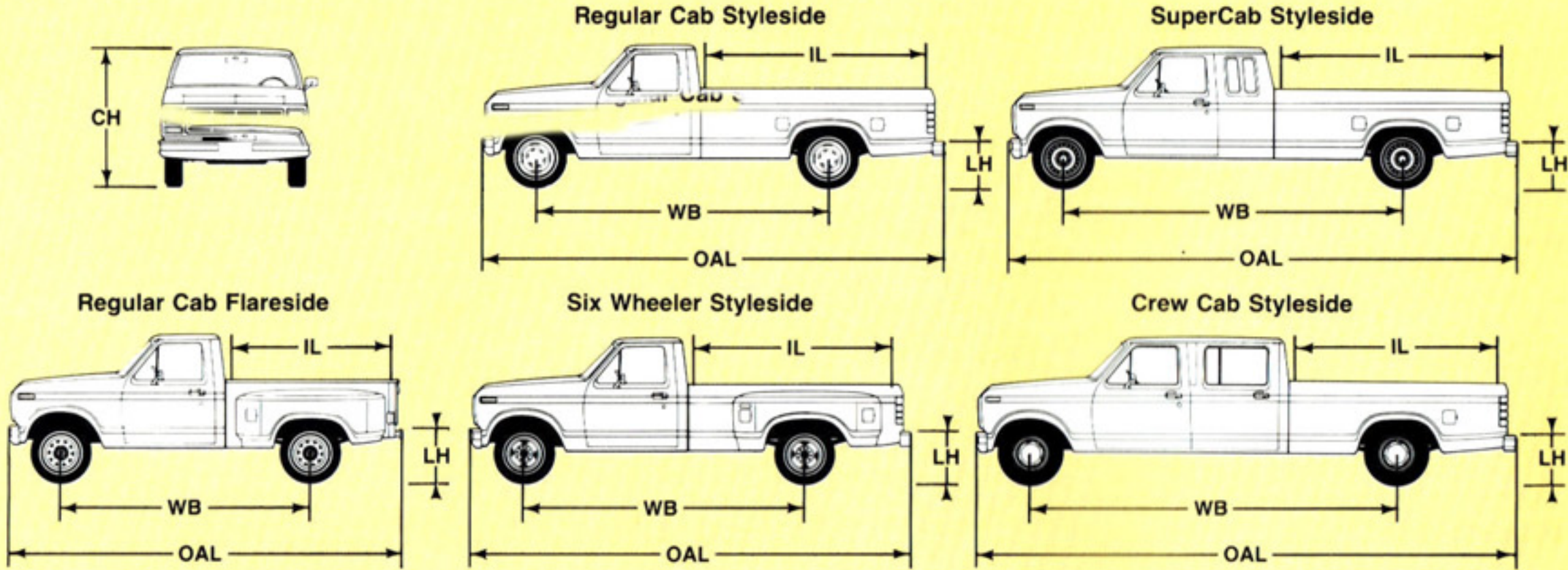
*Optional Glamour color.

Specifications

EQUIPMENT						
2-WHEEL DRIVE PICKUP (See 4-Wheeler catalog for 4x4 specifications)						
	F-100	F-150	F-250	F-250 HD	F-350	F-350 DR (RC)
Maximum GVWR: Reg. Cab	4,700 lb.	6,100 lb.	7,300 lb.	8,600 lb.	8,700 lb.	10,000 lb.
SuperCab/Crew Cab	—	6,250 lb. SC	7,900 lb. SC	8,800 lb. SC	9,200 lb. CC	—
Axle, Front (max. rating)	3,400 lb.	3,400 lb.	3,900 lb.	3,900 lb.	3,900 lb.	3,900 lb.
Axle, Rear (max. rating)	3,750 lb.	3,750 lb.	RC 4,050 lb. SC 5,300 lb.	6,250 lb.	6,250 lb.	7,400 lb.
Brakes: Power	Std.	Std.	Std.	Std.	Std.	Std.
Clutch: Dia./Area	10 in./95.7 sq. in.	10 in./95.7 sq. in.	10 in./95.7 sq. in.	11 in./123.7 sq. in. ⁽¹⁾	11 in. 123.7 sq. in. ⁽¹⁾	11 in. 123.7 sq. in. ⁽¹⁾
Electrical: Battery (amp-hr.)	Std. Opt.	36 ⁽²⁾ 63 ⁽²⁾	36 ⁽²⁾ 63 ⁽²⁾	36 ⁽²⁾⁽³⁾ 63 ⁽²⁾	36 ⁽²⁾⁽³⁾ 63 ⁽²⁾	36 ⁽²⁾⁽³⁾ 63 ⁽²⁾
Alternator (amp.)	Std. Opt.	81 aux. with 63 ⁽²⁾ 40 60	81 aux. with 63 ⁽²⁾ 40 60	81 aux. with 63 ⁽²⁾ 40 ⁽⁴⁾ 60	81 aux. with 63 ⁽²⁾ 40 ⁽⁴⁾ 60	81 aux. with 63 ⁽²⁾ 40 ⁽⁴⁾ 60
Engine: Displ.	Std. Opt.	3.8L V-6 ⁽⁵⁾ 4.9L I-6 5.0L V-8	4.9L I-6 5.0L V-8 5.8L V-8 ⁽¹²⁾	4.9L I-6 5.8L V-8 ⁽⁷⁾ 7.5L V-8 ⁽⁶⁾ 6.9L diesel ⁽⁶⁾	5.8L V-8 ⁽⁷⁾ (4.9L CC) 7.5L V-8 ⁽⁶⁾ 6.9L diesel ⁽⁶⁾	5.8L V-8 ⁽⁷⁾ 7.5L V-8 6.9L diesel
Fuel Tank Capacity: Refill Short wb. Long wb.	Std. Std.	16.5 gal. (62L) 19 gal. (72L)	16.5 gal. (62L) 19 gal. (72L)	— 19 gal. (72L) ⁽⁸⁾	— 19 gal. (72L) ⁽⁸⁾	— 19 gal. (72L) ⁽⁸⁾
Dual Tank* Short wb. Long wb.	Opt.	35.5 gal. (134L) 38 gal. (144L)	35.5 gal. (134L) 38 gal. (144L)	— 38 gal. (144L) ⁽⁹⁾	— 38 gal. (144L) ⁽⁹⁾	— 38 gal. (144L) ⁽⁹⁾
Shock Absorbers	Std. Opt.	Front & Rear HD	Front & Rear HD	Front & Rear HD	Front & Rear ⁽¹⁰⁾ HD	Front & Rear ⁽¹⁰⁾ HD
Springs: Front Rear		(Computer Selected)		(Computer Selected)		
Heavy Duty, Front Heavy Duty, Rear	Opt.	(one load range above computer selection unless maximum already selected)		(one load range above computer selection unless maximum already selected) HD ⁽¹¹⁾		HD ⁽¹¹⁾
Steering		Manual — SC Power		Power	Power	Power
Transmission	Std. Opt.	3-spd. sync. 4-spd. overdrive	3-spd. sync. 4-spd. overdrive 4-spd. SelectShift auto.	3-spd. sync. 4-spd. overdrive 4-spd. SelectShift auto.	4-spd. SelectShift auto.	4-spd. SelectShift auto.
Wheels: Type/Rim Size	Std.	(5) 5-hole-5.5	5 5-hole-5.5, SC 6.0	(4) 8-hole-6.0	(4) 8-hole-6 K	(6) 8-hole-6 K
Tires: Tubeless	Std. Opt.	P195/75R-15SL Radials — Both tubeless and tube-type in sizes to match GVWR RC requirements. Use adequate tires for type of service. Consult your Ford Dealer.	P215/75R-15SL SC-P235/75R-15XL	LT215/85R-16C SC-LT235/85R-16D	LT235/85R-16E	LT215/85R-16D

*Stylesides only. HD = Heavy Duty. DR = Dual Rear Wheels. RC = Regular Cab. SC = SuperCab. CC = Crew Cab. LTC = Locking Torque Converter.
⁽¹⁾ 11 1/2" x 150.0 sq. in. clutch included with 6.9L diesel and 7.5 gasoline V-8. ⁽²⁾ Maintenance-free. ⁽³⁾ Dual 83 amp-hr. batteries included with 6.9L diesel. ⁽⁴⁾ 60 amp. alternator included with 6.9 diesel.
⁽⁵⁾ 4.9L (300) Six std. in Calif. and 49 State High Altitude Areas. ⁽⁶⁾ N.A. in Crew Cab. ⁽⁷⁾ N.A. in Calif. ⁽⁸⁾ 20 gal. (76L) with 6.9L diesel. ⁽⁹⁾ 39 gal. (148L) with 6.9L diesel.
⁽¹⁰⁾ HD included with 6.9L diesel and 7.5 gas V-8. ⁽¹¹⁾ For selection of HD rear springs and auxiliary, see your Ford Dealer. ⁽¹²⁾ See your Ford Dealer to determine availability in California.

INTERIOR	STANDARD	XL	XL ⁽¹⁾	XLS ⁽¹⁾
AM Radio	Std.	Std.	Std.	Std.
Coat Hook	Std.	Std.	Std.	Std.
Cigarette Lighter	—	Std.	Std.	Std.
Courtesy Light Switch	LH	LH & RH	LH & RH	LH & RH
Day/Night Mirror	—	Std.	Std.	Std.
Door Trim Panel Moldings: Applique	—	Bright Surround	Bright Surround with Woodtone Applique and Map Box	Bright Surround
Floor Covering	Black Rubber Mat	Color-Keyed Mat ⁽²⁾	Color-Keyed Carpeting	Color-Keyed Carpeting
Hood Release	Inside	Inside	Inside	Inside
Instrument Panel	Black Applique ⁽³⁾	Woodtone Applique	Woodtone Applique	Brushed Aluminum Applique
Seat Back	Folding ⁽⁴⁾	Folding Fully Covered ⁽⁴⁾	Folding Fully Covered	Folding Fully Covered
Seat Belts	Std. ⁽⁵⁾	Deluxe ⁽⁶⁾	Deluxe ⁽⁷⁾	Deluxe ⁽⁷⁾
Seat Trim	All Vinyl ⁽⁷⁾	Cloth & Vinyl ⁽⁷⁾	Cloth & Vinyl ⁽⁷⁾	Cloth & Vinyl ⁽⁷⁾
Scuff Plates	Black (Alum. SuperCab, Crew Cab) ⁽⁸⁾	Aluminum	Aluminum	Aluminum
Steering Wheel	Black	Deluxe	Deluxe	Brushed Aluminum Trim
Sun Visors	Std. ⁽⁷⁾	Std. ⁽⁷⁾	Std. ⁽⁷⁾	Std. ⁽⁷⁾
Headlining	(SuperCab and Crew Cab) ⁽⁷⁾⁽⁸⁾	Std. ⁽⁷⁾	Std. ⁽⁷⁾	Std. ⁽⁷⁾
Moldings/Trim Panels Above Belt Line	(SuperCab and Crew Cab) ⁽⁷⁾⁽⁸⁾	Std. ⁽⁷⁾	Std. ⁽⁷⁾ (also below belt line with SuperCab)	Std. ⁽⁷⁾



Dimensions

STYLESIDE PICKUP DIMENSIONS (4x2)							
Cab Type	Series	WB (in.)	Box IL* (ft.)	IW max. load Width (in.)	LH (in.)**	CH (in.)**	OAL (in.)†
Regular Cab	F-100	116.8	6¾	70	28.4	69.3	192.1
	F-100	133	8	70	28.6	69.5	208.3
	F-150	116.8	6¾	70	29.3	70.1	192.1
	F-150	133	8	70	28.9	70.2	208.3
	F-250	133	8	70	32.4	73.2	208.3
	F-250 HD	133	8	70	31.6	73.4	208.3
	F-350 SR	133	8	70	31.7	73.2	208.3
	F-350 DR	133	8	70	30.7	72.5	208.3
SuperCab	F-150	138.8	6¾	70	30.6	71.5	214.1
	F-150	155	8	70	30.3	71.5	230.3
	F-250	155	8	70	33.3	74.2	230.3
	F-250 HD	155	8	70	31.4	73.6	230.3
Crew Cab	F-350	168.4	8	70	32.4	74.5	237.6
FLARESIDE PICKUP DIMENSIONS (4x2)							
Regular Cab	F-100	116.8	6½	54	29.1	69.3	189.3††
	F-150	116.8	6½	54	30.1	70.1	189.3††

*Nominal. **Empty. †Without rear bumper. Add 3.59" for opt. contour bumper, 4.33" for opt. step bumper, 4.53" for opt. bright step bumper. ††Add 2.2" for opt. channel bumper.

Payload Package Selector

Pickup Box Length*	Series	Payload Pkg. No.	Payload**	GVWR	Tires
Regular Cab Pickups					
6 1/2 ft. Flareside	F-100	1	1,430 lb.	4,700 lb.	P195/75R-15SL
6 3/4 ft. Styleside	F-100	1	1,460 lb.	4,700 lb.	P195/75R-15SL
8 ft. Styleside	F-100	1	1,370 lb.	4,700 lb.	P195/75R-15SL
6 1/2 ft. Flareside	F-150	1	1,830 lb.	5,250 lb.	P215/75R-15SL
6 3/4 ft. Styleside	F-150	1	1,855 lb.	5,250 lb.	P215/75R-15SL
8 ft. Styleside	F-150	1	1,940 lb.	5,450 lb.	P215/75R-15SL
8 ft. Styleside	F-150	2	2,540 lb.	6,100 lb. †	P235/75R-15XL †
8 ft. Styleside	F-250	1	2,605 lb.	6,300 lb.	LT215/85R-16C
8 ft. Styleside	F-250	2	3,490 lb.	7,300 lb. †	LT215/85R-16D †
8 ft. Styleside	F-250 HD	1X	4,595 lb.	8,600 lb.	LT235/85R-16E
8 ft. Styleside	F-350	1	4,625 lb.	8,700 lb.	LT235/85R-16E
Dual Rear Wheel	F-350	1	5,630 lb.	10,000 lb.	LT215/85R-16D DR
SuperCab Pickups					
6 3/4 ft. Styleside	F-150	1	2,295 lb.	6,050 lb.	P235/75R-15XL
8 ft. Styleside	F-150	1	2,390 lb.	6,250 lb.	P235/75R-15XL
8 ft. Styleside	F-250	1	3,770 lb.	7,900 lb.	LT235/85R-16D
8 ft. Styleside	F-250 HD	1X	4,520 lb.	8,800 lb.	LT235/85R-16E
Crew Cab Pickups					
8 ft. Styleside	F-350	1	4,145 lb.	8,700 lb.	LT235/85R-16E
8 ft. Styleside	F-350	2	4,610 lb.	9,200 lb. †	LT235/85R-16E

*Nominal. **Maximum Allowable Weight of People, Cargo, Body and Equipment. † Optional.

Ford-Paid Repair Programs after the Warranty Period

Sometimes Ford offers adjustment programs to pay all or part of the cost of certain repairs. These programs are intended to assist owners and are in addition to the warranty or to required recalls. Ask Ford or your dealer about such programs relating to your Ford or Lincoln-Mercury vehicle.

To get copies of any adjustment program for your vehicle or the vehicle of interest to you: Call Ford toll-free at 1-800-241-3673. Alaska and Hawaii call 1-800-243-3711, and in Georgia, call 1-800-282-0959.

Or write Ford at:
Ford Customer Information System
Post Office Box 95427
Atlanta, Georgia 30347.

We'll need your name and address; year, make and model vehicle, as well as engine size; and whether you have a manual or automatic transmission.

Technical Service Bulletins

All vehicles need repairs during their lifetime. Sometimes Ford issues Technical Service Bulletins (TSBs) and easy-to-read explanations describing unusual engine or transmission conditions which may lead to costly repairs, the recommended repairs, and new repair procedures. Often a repair now can prevent a more serious repair later. Ask Ford or your dealer for any such TSBs and explanations relating to your Ford or Lincoln-Mercury vehicle.

To get copies of these Technical Service Bulletins and explanations for your vehicle or the vehicle of interest to you:
Call Ford toll-free at 1-800-241-3673. Alaska and Hawaii call 1-800-243-3711, and in Georgia, call 1-800-282-0959.

Or write Ford at:
Ford Customer Information System
Post Office Box 95427
Atlanta, Georgia 30347.

We'll need your name and address; year, make and model vehicle, as well as engine size; and whether you have a manual or automatic transmission.



Buy or Lease a FORD PICKUP. Go for a test drive today.

Get it together — Buckle up.

FORD PICKUPS

FORD DIVISION

